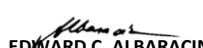





Department of Science and Technology  
**PHILIPPINE SCIENCE HIGH SCHOOL - MIMAROPA REGION CAMPUS**  
**Financial Performance Report**  
As of December 31, 2018  
(In thousand pesos)

EXPENDITURES											
FUND SOURCE	FY 2018 APPROPRIATIONS	ALLOTMENT RECEIVED				OBLIGATIONS INCURRED				UTILIZATION RATE	REMARKS
		PS	MOOE	CO	TOTAL	PS	MOOE	CO	TOTAL		
<b>CURRENT BUDGET</b>	<b>251,290</b>	<b>13,561</b>	<b>30,607</b>	<b>202,094</b>	<b>246,262</b>	<b>13,309</b>	<b>29,784</b>	<b>199,080</b>	<b>242,173</b>	<b>98.34%</b>	
Agency Specific Budget	240,261	8,639	29,528	202,094	240,261	9,053	28,705	199,080	236,838	98.58%	
Special Purpose Funds (MPBF)	10,350	4,017			4,017	3,351			3,351	83.42%	
Automatic Appropriation	679	905			905	905			905	100.00%	
System Fund Transfer (GAAS)											
System Fund Transfer (NCE)			1,021		1,021		1,021		1,021	100.00%	
System Fund Transfer (Policy Formulation)			58		58		58		58		
<b>Continuing Appropriation</b>	-	-	-	-	-	-	-	-	-		
Unobligated Allotment as of 12/31/16					-				-		
System Fund Transfer (NCE)					-				-		
System Fund Transfer (Policy Formulation)					-				-		
<b>TOTAL</b>	<b>251,290</b>	<b>13,561</b>	<b>30,607</b>	<b>202,094</b>	<b>246,262</b>	<b>13,309</b>	<b>29,784</b>	<b>199,080</b>	<b>242,173</b>	<b>98.34%</b>	
Key Program/Project:											
1. Anti-corruption/Transparent, Accountable and Participatory Governance											
MPP 1: GASS											
2: Operations-NCE											
2. Poverty Reduction and Empowerment of the Poor and Vulnerable											
MPP 1: Administration of Scholarships											
Secondary Science and Technology Education											
3. Operation of Secondary Science Education on Scholarship Basis	251,290	13,561	30,607	202,094	246,262	13,309	29,784	199,080	242,173	98.34%	
d. Inclusive and Sustained Economic Growth Development											
<b>DISBURSEMENTS</b>											
DISBURSEMENT AUTHORITY		DISBURSEMENT AUTHORITIES RECEIVED/ ISSUED	ACTUAL DISBURSEMENTS				DISBURSEMENT RATE	REMARKS			
			PS	MOOE	CO	TOTAL					
As of December 31, 2018											
Notice of Cash Allocation (NCA) for:											
Current Year		234,240	11,559	28,913	96,061	136,533	58.29%				
Notice of Transfer of Allocation (NTA):		734		734		734	100%				
Tax Remittance Advice		6,535	654	686	5,196	6,535	100%				
Approved by:	Certified Correct:										
 <b>EDWARD C. ALBARACIN</b> Director III	 <b>MERIAM F. FALLAR</b> Administrative Officer V/FAD Chief	 <b>MARIGEN F. FRONDA</b> Administrative Officer II/Budget Officer	 <b>IVY M. F. FAMATIGA</b> Accountant II								